

STOCKLIST

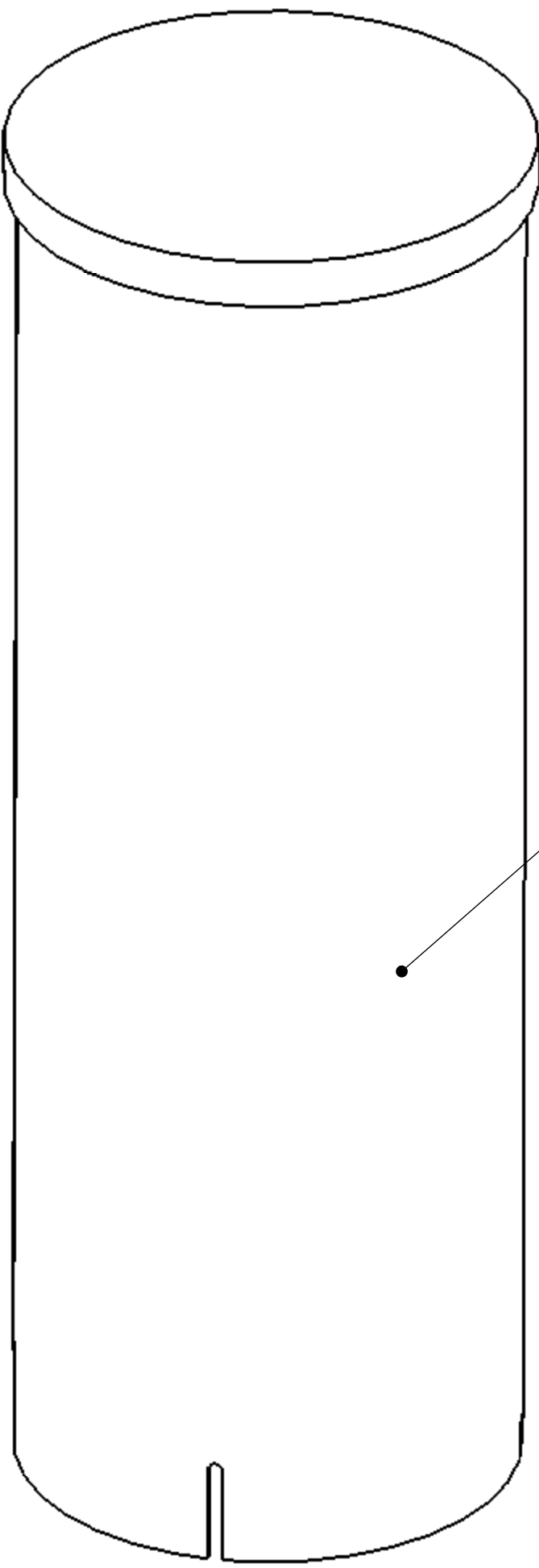
B = IDENTIFIES FILES CONTAINING A STOCKLIST
D = IDENTIFIES PARTS THAT ARE SHIPPED LOOSE
AR = "AS REQUIRED"

ITEM	PART NUMBER	DWG NO	DESCRIPTION	NOTE	QTY	QTY	QTY	QTY	QTY	QTY
1	A11AK1045-0001	A11AK1045	BACKBOARD ASSY, RURAL FDH 144		1	1	1	1	1	1
2			12 IN CP2 BASE,CHARLES INDUSTRIES 97-BD6BASEMNT W/O DOME		1	1			1	1
3			BASE, VAULT TYPE, FDH 144, CHARLES INDUSTRIES/ PN 97-VLTBASKT12SM				1	1		
4	D12AK0019-0001	D12AK0019	UNIVERSAL POLE MOUNT BRKT W/ HARDWARE , CHARLES INDUSTRIES P/N UMB 102A						1	1
5			DOME ASM 12 IN X 37 IN W/LL CFDP, CHARLES INDUSTRIES, 97-BD6DOME37		1	1	1	1	1	1
6			PEDESTAL INSTALLATION INSTRUCTION SHEET		1	1	1	1	1	1
7			GROUND STAKE, 42 INCHES LONG, CHARLES INDUSTRIES,UMS42- STD	1	1	1				
8	301056149		LPC2-W-SCAUNC-12YT-144-0100F	2	1		1		1	
9	301057725		LPC2-W-SCAUNC-12YT-012-0100F	2	1		1		1	
10	301057733		LPC2-W-SCAUNC-H2YT-144-0100F	2		1		1		1
11	301057741		LPC2-W-SCAUNC-H2YT-012-0100F	2		1		1		1
12	301065819	A12AK1016	FDH 144 CLAMP KIT		2	2	2	2	2	2
13	301065843	A12AK1016	FDH 144 GROUND KIT			2		2		2

2

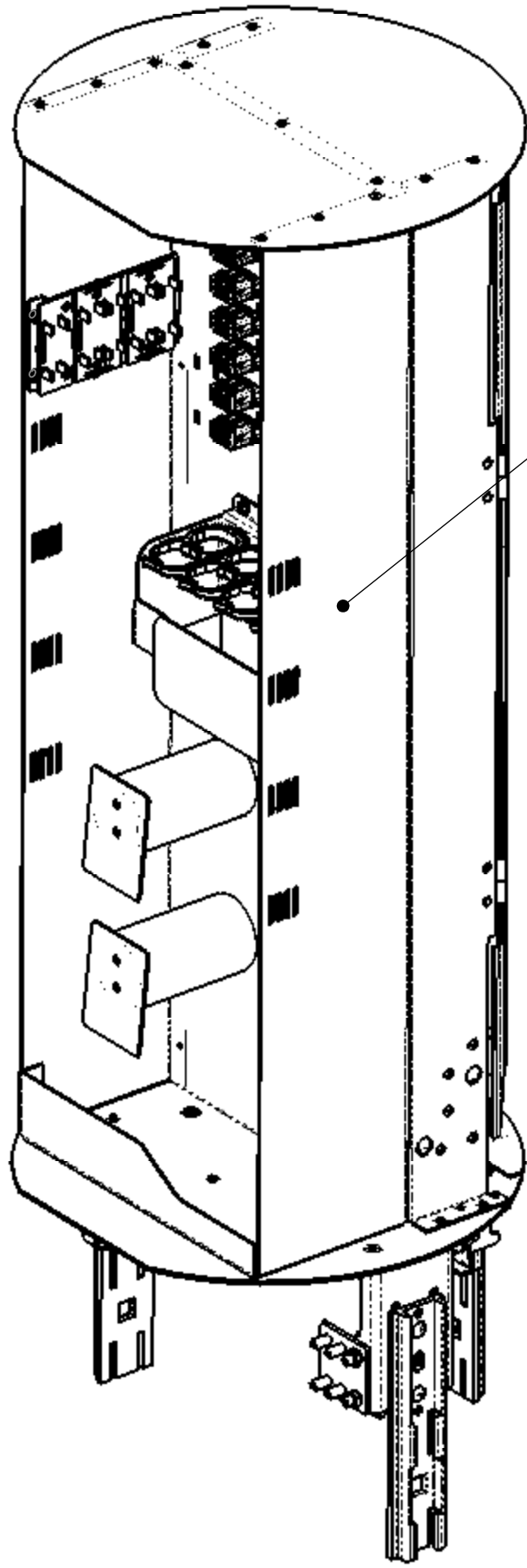
NOTES:

1. THE GROUND STAKE, FOR THE TRENCH INSTALLATION, IS SUPPLIED WITH MOUNTING HARDWARE IN A SEALED BAG FOR FIELD ASSEMBLY.
2. FACTORY INSTALLED CABLE ASSEMBLIES (ITEMS 8, 9, 10 AND 11) ARE NOT SHOWN.



5

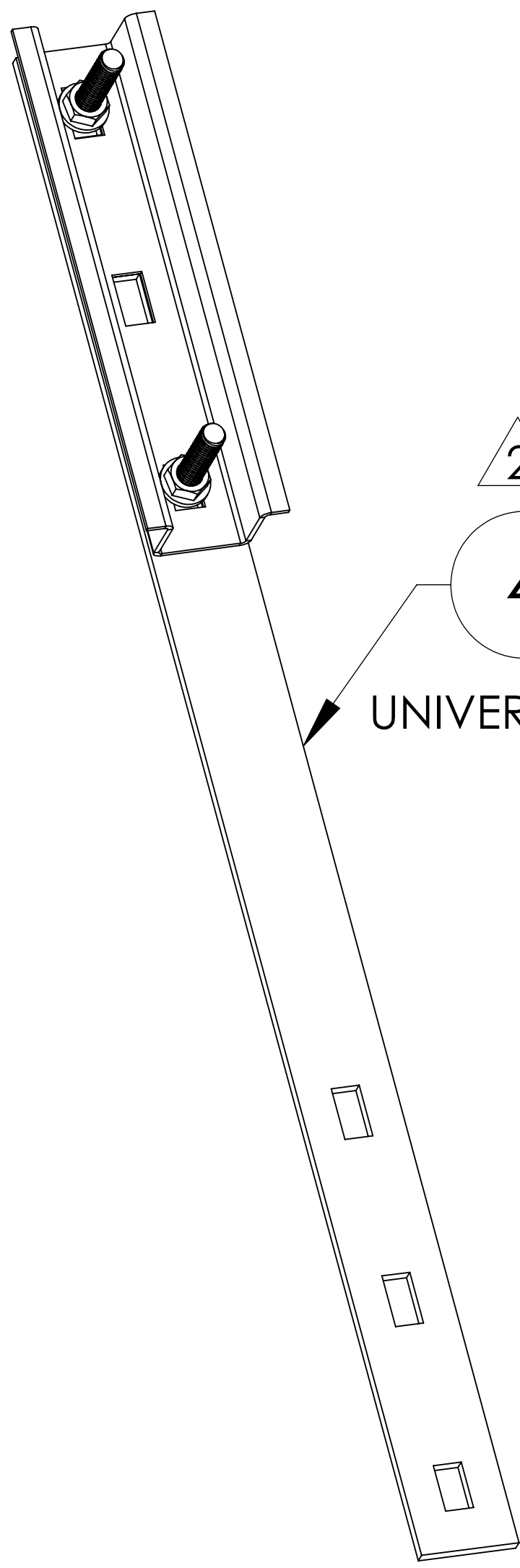
DOME



1

2

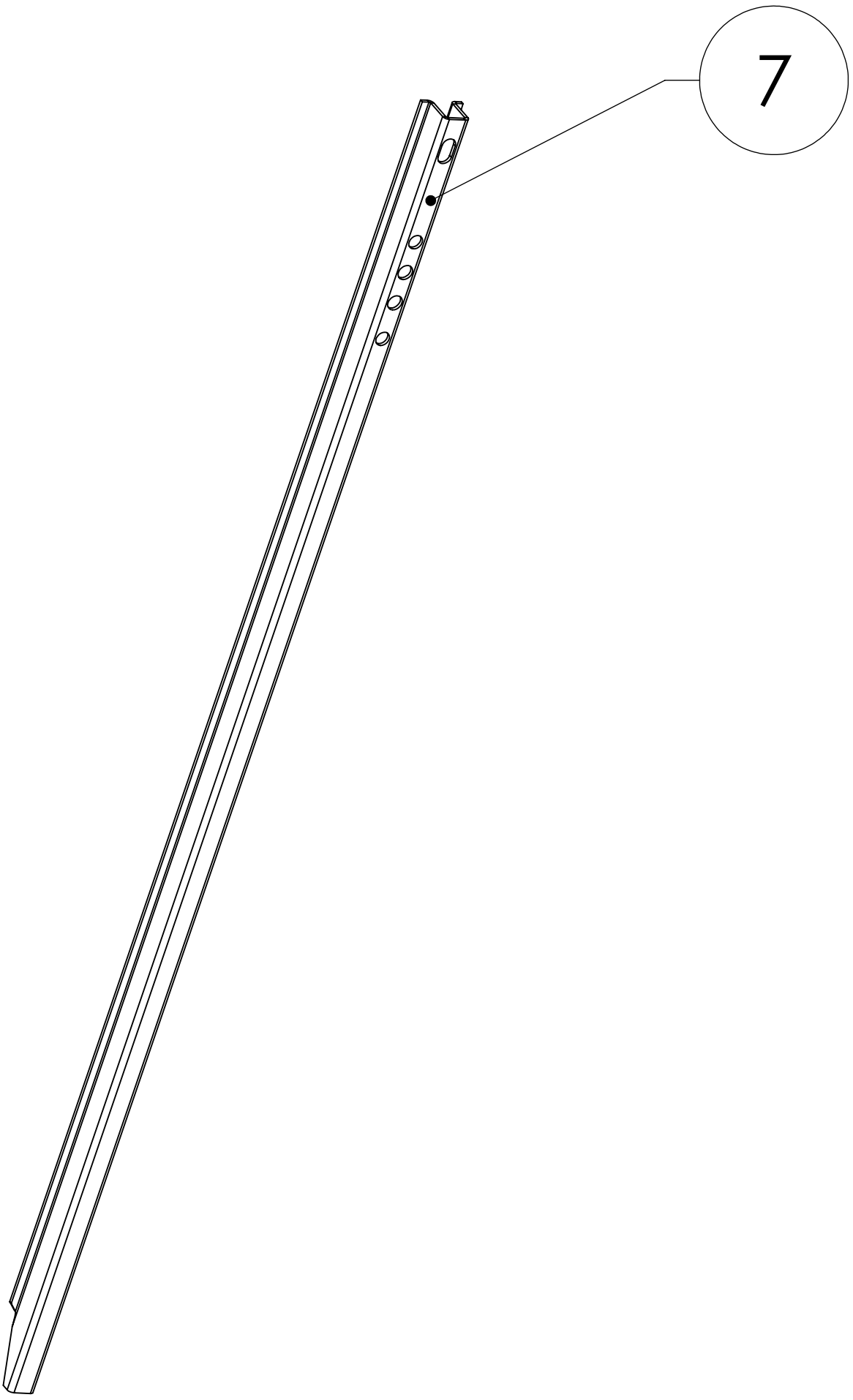
EXTENDED BASE



2

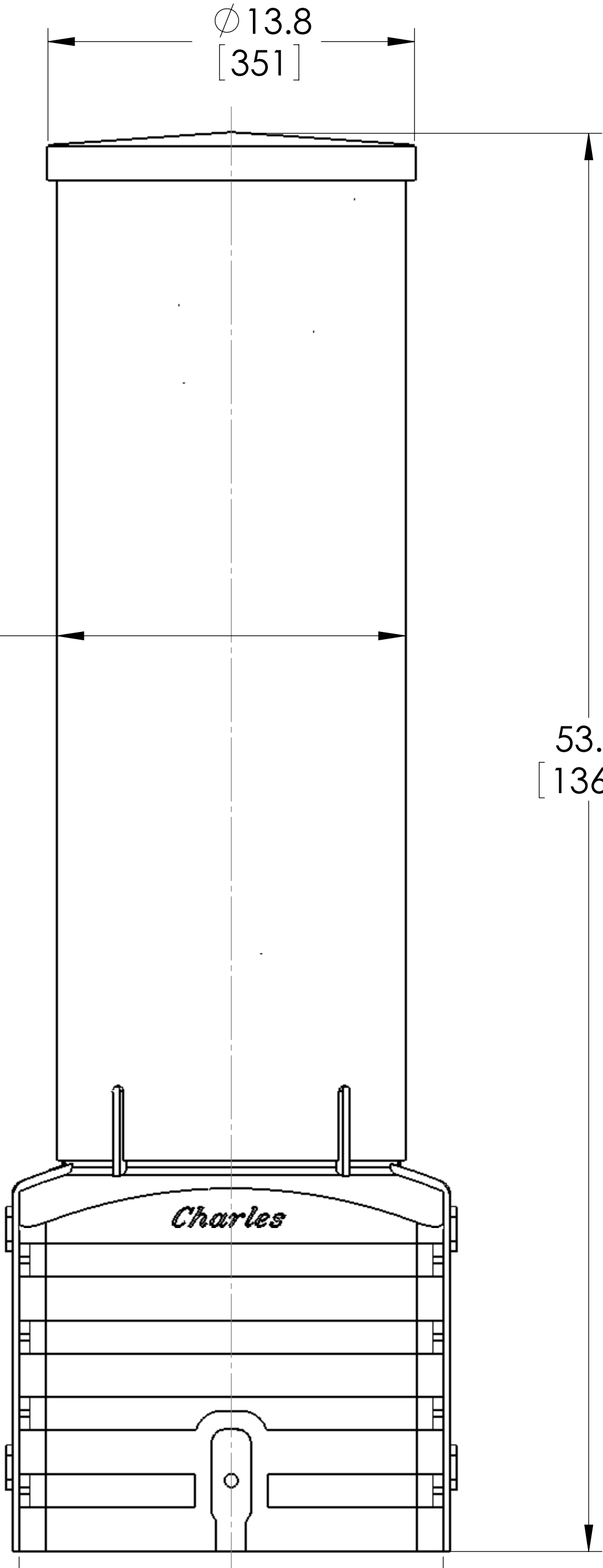
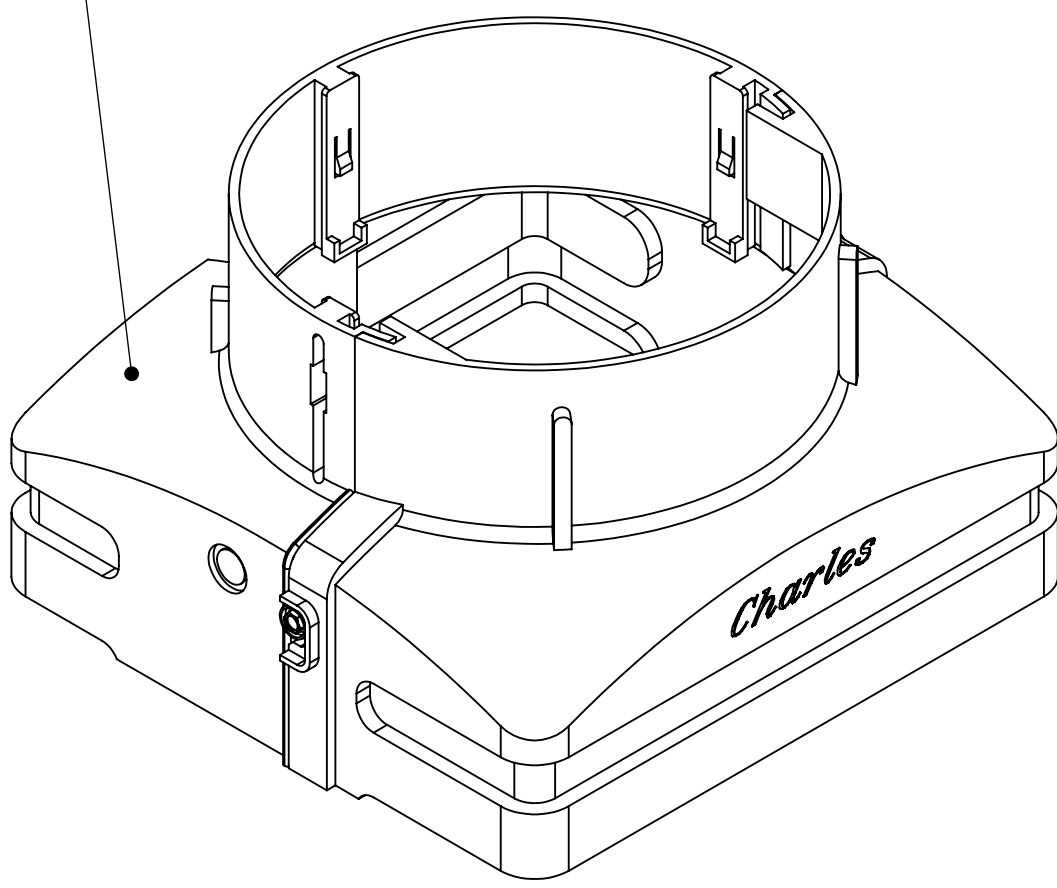
4

UNIVERSAL POLE MOUNT

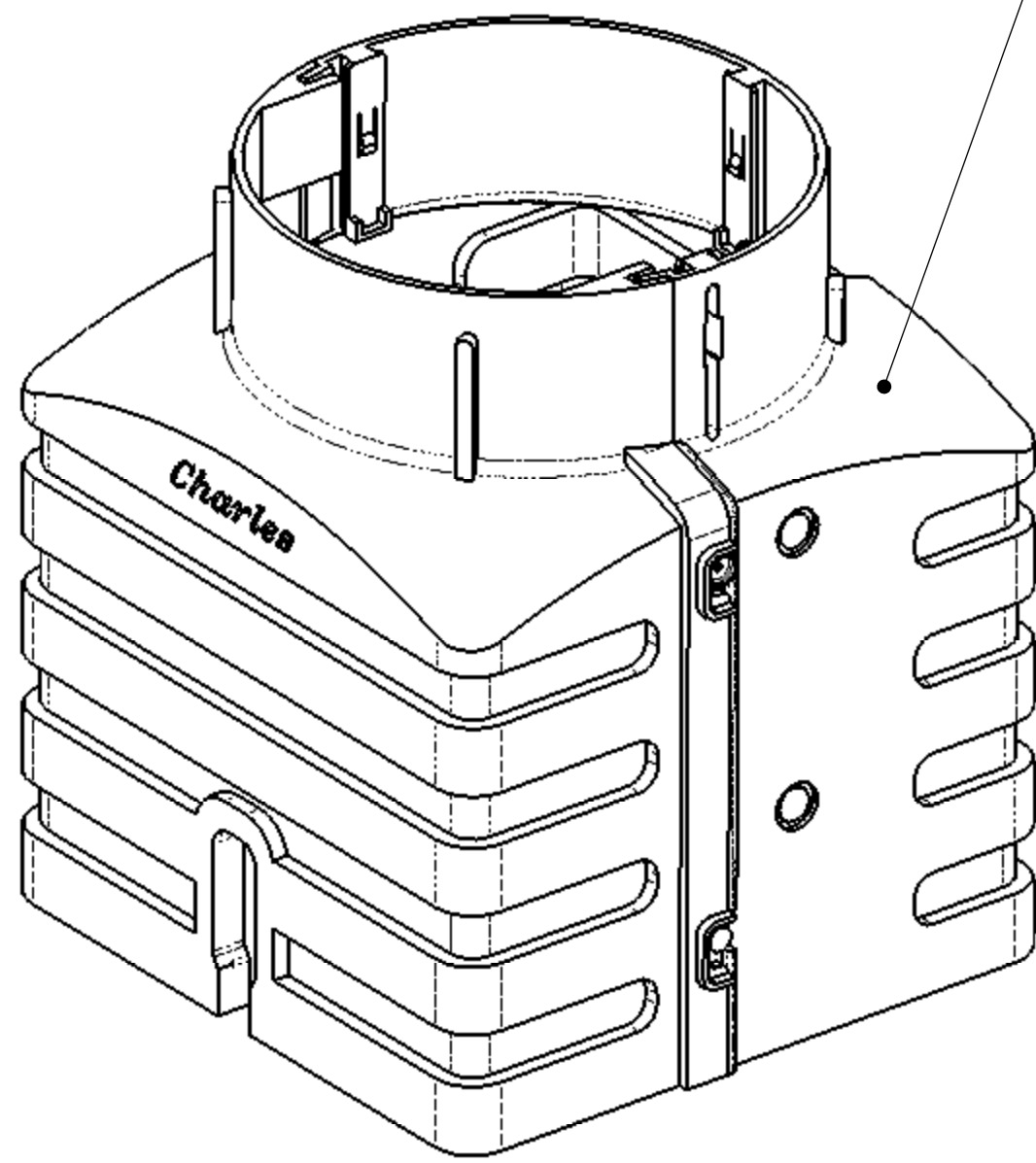


3

VAULT MOUNT BASE



FRONT VIEW



EXPLODED VIEW 1

REVISIONS				
REV.	DESCRIPTION	DATE	DRAWN	APPROVED
1	INITIAL RELEASE TO PDM AND DCS, D3 11-017	12/19/2011	SEREVELD	MC
2	CO12AK500: ITEM 5 DESCRIPTION WAS CHANGED TO "DOME ASM 12 IN X 37 IN W/LL CFDP, CHARLES INDUSTRIES, 97-BD6DOME37" FROM "DOME ASM 12 IN X 37 IN W/LL CFDP, CHARLES INDUSTRIES, 97-BD6DOME37". CHANGED ITEM 2 VENDOR PART NUMBER FROM 80-0018834 TO 80-0018834. DELETED NOTES 1 & 2 AND RENUMBERED NOTES 3 & 4. NOTE 1 WAS NOTE 3. NOTE 2 WAS NOTE 4. REVISED THE NOTE CITATIONS IN THE STOCKLIST. ADDED "VAULT MOUNT BASE" CAPTION NEXT TO BASKET 13. ADDED "EXTENDED BASE" CAPTION NEXT TO BASKET 14. ADDED PART NUMBER/DRAWING NO. D12AK0019 TO ITEM 4. ADDED A VIEW OF ITEM 4.	2/17/2012	SEREVELD	MC
3	CO12AK500: ADDED ITEMS 12 AND 13 TO STOCKLIST. REV 1 WAS LISTED AS REV2	4/9/2012	SEREVELD	MC
4	CO12AK500: CHANGED ITEM 2 DESCRIPTION TO REVEY VENDOR PART NUMBER FROM: 80-0018834 TO: 97-BD6DOME37. CHANGED ITEM 5 DESCRIPTION TO REVEY VENDOR PART NUMBER FROM: 80-002418-A TO: 97-BD6DOME37.	5/10/2012	SEREVELD	MC

PROPRIETARY AND CONFIDENTIAL
THE INFORMATION CONTAINED HEREIN IS THE PROPERTY OF
CHARLES, LLC. ANY REPRODUCTION
HEREOF WITHOUT THE WRITTEN PERMISSION OF
CHARLES, LLC IS PROHIBITED.

UNLESS OTHERWISE SPECIFIED: DIMENSIONS ARE IN INCHES TOLERANCES: FRACTIONS DECIMALS HOLE LOCATIONS HOLE DIAMETERS HOLE SPACINGS HOLE DRILLING HOLE FINISH HOLE TOLERANCES HOLE DRILLING HOLE FINISH HOLE TOLERANCES		NAME	DATE
DRAWN: JLS		DATE	8/2/2011
CHECKED: JLS		DATE	8/2/2011
APPROVED: JLS		DATE	8/2/2011
COMMENTS:		DATE	8/2/2011

OFS-Fitel, LLC A Furukawa Company		TITLE: RURAL FDH 144 ASSY	
SIZE: DWG. NO. REV		SCALE: 1:4 WEIGHT: SHEET 1 OF 1	
A11AK1046		4	