










FITEL® FUSION SPLICER ELECTRODE MATRIX

| Part Number of Electrode | ELR-01 | ELR-02 | ELR-03 | S960 | S968 | S969 | S184-X-A-0003 | S184-X-A-0005 | S184-X-A-0006 |
|--------------------------|---|---|---|--|---|---|---|---|---|
| Length/Diameter [mm] | 15.1/ Ø 2.0 | 14.65/ Ø 2.0 | 25.0/ Ø 2.0 | 25.0/ Ø 2.0 | 25.0/ Ø 2.0 | 17.6/ Ø 1.6 | — / Ø 2.0 | 26.5/ Ø 2.0 | — / Ø 2.0 |
| Shape of Knob | Round | Round | Round | Round | Round | Flat | Round | Round (Groove) | Round (Groove) |
| Color of Knob | Black | Beige | Black | Black | Beige | Black | No Color | Black | No Color |
| Picture |  |  |  |  |  |  |  |  |  |
| Machine Type | | | | | | | | | |
| NJ001A | ● | | | | | | | | |
| NJ001M4 | | ● | | | | | | | |
| S123A | | | | | | ● | | | |
| S123C | | | | | | ● | | | |
| S123M4 | | | | | | ● | | | |
| S123M8 | | | | | | ● | | | |
| S123M12 | | | | | | ● | | | |
| S124M4 | ● | | | | | | | | |
| S124M8 | ● | | | | | | | | |
| S124M12 | ● | | | | | | | | |
| S153A | | | | | | ● | | | |
| S178A | | | | | | ● | | | |
| S178LDF | | | | | | ● | | | |
| S179A | ● | | | | | | | | |
| S183MPII | | | | ● ¹ | ● ² | | | | |
| S184PM-SLDF | | | | | ● ³ | | ● ³ | ● ⁴ | ● ⁴ |
| S185HS | | | ● | | | | | | |
| S185PM | | | ● | | | | | | |
| S185PM-LDF | | | ● | | | | | | |
| S185LDF | | | ● | | | | | | |
| S185-ROF | | | ● | | | | ● | | |
| S185PM-ROF | | | ● | | | | ● | | |

1: For splicing fiber below 200 µm clad diameter.
 2: For splicing fiber with 200 µm or greater clad diameter.
 3: For splicing fiber with 300 µm or greater clad diameter. Two S968 and one S184XA-003 are used together.
 4: For splicing fiber below 300 µm clad diameter. Two S184-XA-005 and one S184XA006 are used together.