







INVISILIGHT® ILU SOLUTIONS AVAILABLE TO MEET DIFFERENT CUSTOMER NEEDS

InvisiLight In-Living Unit (ILU) Solution Selection Guide

NEED	RECOMMENDED SOLUTION	CONNECTORS (BOTH ENDS)	MAX FIBER LENGTH METERS (FT)	MODULE WITH SPOOL AND DATA SHEET
Least Visible	InvisiLight ILU 600 Solution 80x80 Module with single 600µm fiber spool.	SC-APC	40 (132)	 InvisiLight ILU 600 Data Sheet
Lower Cost Invisibility	InvisiLight EZ-Connect Solution EZ-Connect® Module with single 900µm fiber spool and built in jumper to connect ONT.	SC-APC	40 (132)	 InvisiLight EZ-Connect Data Sheet
Larger Module with Greater Security	InvisiLight ILU Solution Standard Module with single 900µm fiber spool. Adapter fully inside, security screw for cover.	SC-APC	40 (132)	 InvisiLight ILU Standard Data Sheet
Ethernet Connection for Enterprise (2-fibers)	InvisiLight ILU 2-Fiber Solution Standard Module with 2 fiber, 1.2 mm cord spool. Adapter fully inside, security screw for cover.	LC-UPC Duplex or LC-APC Duplex	30 (98 ft)	 InvisiLight ILU Duplex LC Data Sheet

All InvisiLight Solutions feature EZ-Bend® 2.5mm bend radius fiber